

Loose Gravel

Newsletter of ROADS

Volume 2, Number 8

AB7X – KD7VLP
Co-editors

Hello all...we are approaching our monthly meeting time, and this one will be filled with making of plans for things to come. We have formally received our non-profit status from the IRS, and we are set to reapply for the Grande Ronde Grant for funding for a comm-trailer, equipment and more. This could prove to be a very good year for the Club. Please plan to attend the meeting this Thursday evening at the Polk Co. Courthouse, usual time.

I apologize for the near-disaster that the 'dinner' meeting turned out to be last month. Between the unfortunate timing of the gas main leak in Independence and the poor service and increased portion control at Murphy's, we were lucky to have attendance at all! Thank you all who did attend for your considerable patience and understanding, without which the evening would have been lost. We will attempt to find a more suitable location for our dinner meetings in the future, and I do hope for a reprise at Amador's Alley in Independence within a couple of months. Not living near Dallas or Polk County, I am at a loss as to where these places are and how well they are equipped for large gatherings such as ours.

Irene has the latest CERT update for us now...

DALLAS C.E.R.T. UPDATE

Wow, DALLAS C.E.R.T. what a great group they are. They received a thank you from the Dallas Police Department for their assistance during Summerfest. They have been invited to participate in the upcoming Polk County mass casualty drill on, August 19, 2006. And on August 24th they will get some hands on experience at putting out small fires. During September's meeting they will go through a table-top exercise with the Polk County Health Department in preparation for the October Flu Clinic scheduled for the 26th. Also in September, the C.E.R.T. trainers will begin another 8-week training session for new members. What more can these individuals do for their community? Their history speaks for itself, you name it, *they will* be there.

Irene, K7IJK

Thank you Irene...you're a gem of a reporter, a valuable member of CERT, and one heck of a secretary to boot!

Dave has finally coralled Trent into sitting still for an interview, and here it is...

WHO WE ARE...Trent Newcomb W7TDN

HOW-WHY-WHERE-WHEN did you get involved in Ham Radio?

Well, I got started in radio way back with CB's probably in the 60's when I bet my wife I could quit smoking, I did and she bought me a CB. And then when I was getting ready to retire, I decided I needed something to do, so I knew Boswell W7LOU a little bit and decided well I would take the test. And he has prodded me ever since. And that's where I got started. I guess I passed every test I took except the code test, which took me seven tries. So if I weren't dedicated, I never would have made it.

Did you have an Elmer to get you started?

I guess I did...probably several. If it hadn't been for Bob Boswell and his constant prodding, I probably would have given up a long time ago. He started after me to do this and he was the only one to really help me with the code. We practiced the code every morning on 2 meters till I finally got the code. And Dick North helped me with the technical stuff, the electrical part of this, he spent a whole morning teaching me formulas and then he spent 5 minutes teaching me that I did not need to know that and all I needed to know was the answers to the questions and when I got that figured out that went real well. And I had Bud Smith and Bob Peschka helped pretty much on a lot of the technical stuff antenna making tuning radios and what have you. I had several Elmers but nobody steady.

What is your current license?

I am an extra...I think I have been an Extra about a year now. I took the Tech test and didn't take a test for quite a while until the guys in ARES said they needed Generals in order to run the HF radios in the trailer. So I took the General test and stayed there for a long time until, again, Boswell started prodding me. When he did, I decided to start to study and I took the test once and flunked it. And Terry Hamm from Laurel Mountain told me, "I know why you failed it. You didn't study right." He taught me how to study and I studied the 700 questions for a week and came back and passed it.

Did you, or do you, use radio(s), in some form or another in your work life?

Yes we did...we had handhelds at work I used them to talk to the millwrights and the other foremen. The work radios were in the 2M range...154mH. This helped me later on with Ham radio. I knew all about programming because Day Wireless took care of our radios and the technician that came down there taught me a lot about it. Battery life, how long it took to charge and all this miscellaneous information you take for granted. I bought a six channel handheld where everyone else had a one channel. I had the fire, sheriff and police frequencies that the Day Wireless put on for me.

Are you active in Ham Radio now?

I do a lot of 2 meter talking and I check into several 2M nets a week and I do a lot of HF nets. I check into probably 6-8 HF nets a day starting in the morning with Clyde and working through noon-time and into the evening: ARES HF and Beaverstate HF, OEM net, Columbia Basin net. I am also a MARS member, I check into the Washington MARS net, the Oregon MARS net, sometimes the California-Arizona MARS net.

I belong to ARES and am an AEC supposedly in charge of the communications trailer for ARES and the Sheriff's Office. Not so much the technical part of the radios, but I can keep the trailer up and running, set up antennas, keep the generators going, the fuel tanks full and I know how to make sure the radios and batteries are running and when to replace the batteries.

I do a little bit with FAA up on the Laurel Mountain Radar site, nothing technical, but I go up there quite a bit with Terry and Bud. We have a couple of repeaters up there, a 2M (147.02) up there, a MARS repeater that we work on. At the present time, we are trying to get a Packet repeater up there, we have all the antennas set up but having a bit of trouble getting everything coordinated so they work like they are supposed to.

What do you have in your shack or mobile?

I have an ample amount of equipment. On my bench, I have a Kenwood TS-2000X, three...four Motorola radios. One is a 60 channel and three are 16 channels that cover the entire Sheriff's department, the business band, the 2M all the miscellaneous stuff you don't get on HF. I have an Ameritron 572 and a cardboard box that stands in for my Ameritron Linear that is back at the factory getting...I am not sure what it is getting, re-furbished I guess so it will work. I had it three days and it stopped working. One of these days it will be back and working when they figure out what the problem was and get back on the air. That's about it so far as equipment goes. It is all very adequate. I am not a great DXer, but I do talk to anyone that comes around.

Also in my truck, I have a HF Kenwood 480, which again is in the shop. I am not having great luck with Kenwood's lately. I have two antennas, it has dual ports, I carry 40M and 80M, and I have all the Hamsticks behind the front seat for all the HF bands if I need them. I also have a Kenwood 700. That's the only radio I have that has not been in the shop...it's a great radio. With that radio four of us operate a base on Eola Heights, we can run HF with our 2M radios, and couple of the other guys have 2M handhelds that will operate the HF up on the hill, which is kind of fun when all these other things go to pot on us.

Other Hobbies...

I like to reload...I don't know how many sets of dies I have up here on the wall. I can reload about any caliber. The guy that got me started in that is my Dad. There's picture up here on the wall from about 1935 he's holding a Springfield 45-70 from the Custer era and a Colt revolver wearing a coon skin cap... everything is original. I've got the Sharps and the Colt and I am going grow a beard and maybe get a coonskin cap and have a picture taken so the kids can have something to remember me by.

BOOKS...

The only books I can recommend are books that are part of my hobbies. I have all the hand-loading manuals. I must have about 40 of them up here on my shelf. All the concepts of hand loading, powder, bullets, rifles, twists and all the things that go with reloading.

I think the best book I ever read, was by Elmer Keith, he invented the 44 Magnum and the name of his book is "Hell, I Was There". He was an old cowboy from Idaho. Very interesting in all aspects of life.

What did you do for a living?

Actually I have only had a couple of jobs. My first job was when I was in high school; I went to work for my wife's Dad horse-logging up at Black Rock up behind Camp Killawan. I would work all day Saturday for ten bucks and would take the wife out Saturday night and spend the ten bucks. So the father-in-law had pretty good deal going he was paying me to take care of his daughter. It was interesting and we ended up getting married...lasted 45 years.

Then after that, I went into the service and when I came back I said I wasn't going to follow those horses around in the wintertime anymore. Went down to the plywood plant that hadn't been running too long then, and told them I wanted a job. I showed up four days in a row and they hired me in 1962. I worked there until they shut it down in 2000, so I had 38 plus years, making plywood. I did every job there. Started out there as a cleanup man and ended up as superintendent for Willamette Industries in Dallas Plywood.

Thank you, Trent, for sharing with us. I'm sure that there is more to this story, but this is good for a starter episode. We look forward to the sequel, and a report from the Land of the 6,000 Year-old Sandals...Fort Rock! I know you will enjoy your outing there.

Next up is Dave's QRK...

QRK de KD7VLP

Another month and I am behind again...I guess that I will have to recycle last month's excuse---I was logging the south forty. That's my

excuse and I will probably use it again if I have to.

This month we will have to be mostly graphics...















































































Our first contribution:

Have you ever wished you could understand what they were sending when you saw a sailor whipping flags back and forth in those old movies? Now you can decode the signal if you care to expand your CW capabilities.

Here is a "Rosetta Stone", so to speak, of the alphabet in Code versions from signal flags to CW to semaphore.

When I was a young Boy Scout, we played with semaphore on one of our camping expeditions. But we used one flag. As I recall, moving the flag to one side of the body indicated a dot and to the other side was a dash. It was very tedious and time consuming. We could seldom complete a message since we lost track of where we were. Trying to communicate with another unit was impossible since no one outside of our patrol had any idea of what we were doing other than trying to get attention by waving a flag at them. As a result, we fooled around with it until we could get credit for some merit badge or another and then went on to something more appropriate to our existence. Like how to roast a hot dog covered with biscuit dough. At that age we would eat anything.

Communicating:
The Roman alphabet, the international flag code, Morse code, and semaphore.

A			
B			
C			
D			
E			
F			
G			
H			
I			
J			
K			
L			
M			
N			
O			
P			
Q			
R			
S			
T			
U			
V			
W			
X			
Y			
Z			

For all of you out there who wish to better themselves...here's a rare opportunity and it's knocking at your door!!! You too can be making as much as \$8.00 to \$15.00 each and every day in the exiting field of servicing and repairing radios. \$85 a week installing and repairing Talking Picture equipment. The sky is the limit.

RADIO NEWS FOR DECEMBER, 1929

493

R. T. I. QUALIFIES YOU TO MAKE MONEY AND ITS SERVICE KEEPS YOU UP-TO-THE-MINUTE ON THE NEWEST DEVELOPMENTS IN RADIO, TELEVISION, AND TALKING PICTURES **R. T. I.**

Easy to Get into
this **BIG**
Money Making
Work

\$60 to \$125⁰⁰
A WEEK
Radio
Operator

\$8 to \$15⁰⁰
A DAY
Servicing and
Repairing Radios

\$5000⁰⁰ A YEAR
AND UP
Radio Engineer
for Broadcasting Station

\$85⁰⁰ A WEEK
Installing and
Repairing
Picture Equipment

GOOD JOBS Right at Your Finger Tips
WHEN YOU ARE R.T.I. TRAINED IN
RADIO-TELEVISION - Talking Pictures

BIG PAY JOBS! SPARE TIME PROFITS! A FINE BUSINESS OF YOUR OWN! They're all open to you and other live wire men who answer the call of RADIO. The fastest growing industry in the world needs more trained men. And now come Television and Talking Movies—the magic sisters of Radio. Will you answer this call? Will you get ready for a big pay job Now and step into a HIGHER ONE later on? You can do it EASILY now.

R. T. I. Home Training Puts You In This Big Money Field
Radio alone, pays over 200 MILLION DOLLARS a year in wages in Broadcasting, Manufacturing, Sales, Service, Commercial Stations and on board the big sea going ships, and many more men are needed. Television and Talking Movies open up other vast fields of money-making opportunities for ambitious men. Get into this great business that is live, new and up-to-date, where thousands of trained men easily earn \$60 to \$100 a week—where \$10,000 a year jobs are plentiful for men with training plus experience.

Easy To Learn At Home—In Spare Time
Learning Radio the R. T. I. way with F. H. Schnell, the "Ace of Radio" behind you is EASY, INTERESTING, really FUN. Only a few spare hours are needed and lack of education or experience won't bother you a bit. We furnish all necessary testing and working apparatus and start you off on practical work you'll enjoy—you learn to do the jobs that pay real money and which are going begging now for want of competent men to fill them.

Amazingly Quick Results
You want to earn BIG MONEY, and you want some of it QUICK. R. T. I. "Three in One" Home Training—Radio-Television-Talking Movies—will give it to you, because it's easy, practical, and



FRED H. SCHNELL
Chief of R. T. I. Staff
Twenty years of Radio Experience. First to establish two-way amateur communication with Europe. Former Traffic Manager of American Radio Relay League. Inventor and Designer Radio Apparatus. Consultant Radio Engineer. Now in charge of R. T. I. Radio Training—and you will like his friendly manner of helping you realize your ambition.

is kept right up-to-date with last minute information. In a few weeks you can be doing actual Radio work, making enough EXTRA MONEY to more than pay for your training. In a few short months you can be all through—ready to step into a good paying job or start a business of your own. A Big Job—Big Money—A Big Future. There is no other business in the world like it.

Investigate—Send For R. T. I. Book Now
Don't waste a minute. Find out what the great Radio Industry, which has grown faster than the Automobile and Motion Picture business, has to offer you. Find out what other men are earning. See How EASILY YOU CAN GET STARTED. Get the facts about Radio, Television and the Talking Pictures, first hand, in the big R. T. I. "Three in One" Home Training can do for you. Mail the Coupon for FREE BOOK NOW.

Radio & Television Institute
Dept. 51
4806 St. Anthony Court, Chicago



R.T.I. Training Brings Big Jobs Like These!



Earned \$500 Extra Money in Two Months
Your radio amateur has enabled me to earn over \$500 in two months' spare time work. Understand that this is all extra money, not pay for a permanent position with my father in our city. I also got a big crowd for the show and a number of jobs. —Your student, J. HOFFMANN, R. T. I., Des Moines, Greenfield, Ark.



Makes \$25 a Day
Salary Raised 33 1/3% Since Enrolling
You may be interested to know that I am now Radio Service Manager for the U. S. Radio Telegraph Co. who are distributors for Eastern States. I am presently in the State of Oklahoma and have \$25.00 a month in salary with four weeks of vacation. Thank you for your interest you have shown in me and your wonderful course. Love, Edna M. Giddens, 415 East 6th St., Oklahoma City, Okla.



Makes \$25 a Day
Happy to report you. How good when I make as much as \$25 per day and every month. It is impossible from Radio work. That's not what I want. I want to be a radio operator. I had nothing and you did about all you could you would and about as much as I could. Love, Edna M. Giddens, 415 East 6th St., Oklahoma City, Okla.

RADIO & TELEVISION INSTITUTE
Dept. 84, 4806 St. Anthony Court, Chicago
Send me Free and prepaid your BIG BOOK "Tune In On Big Pay" and full details of your three-in-one Home Training (without obligating me in any way).

Name _____
Address _____
City _____ State _____

R. T. I. TRAINS YOU AT HOME FOR A GOOD JOB OR A PROFITABLE PART TIME OR FULL TIME BUSINESS OF YOUR OWN

And now for something different to finish up...


An Eastern Airlines B727 had just arrived at the airport and inadvertently made a wrong turn onto a taxiway. The pilot was then nose-to-nose with a Republic Airlines DC9 and had to stop. All of a sudden, the Ground Controller, a female, just started to berate the Eastern Pilot: "Eastern 123, what are you doing? I told you to turn on taxiway Alpha, and you crossed that and turned on Bravo! My God, you've screwed everything up! It's going to take an eternity to straighten this out! I've got planes lined up in front and behind you that are not stuck where they are! Now you just sit there and don't move! Do you understand me?"

The embarrassed Eastern pilot said yes and sat there, with no one else bothering to say a thing. After a few tense moments, an unidentified pilot keyed his mic and said, "Wasn't I married to you once?"

(Plane Sense. Popular Communications, August 2006)

Dave...you are an amazing person! You never fail to come up with some of the most interesting items I have seen. We all thank you for your continuing efforts.

I have one tidbit to enter here...it called the "UL Knot", and is a very handy knot when securing two wires in an enclosure or elsewhere...



The usual overhand knot tied in a two-wire configuration will lay to one side inside the enclosure, and the UL knot ensures uniformity and will easily untie if necessary. It is nearly as handy as the "Highwayman's Knot", which many of you oldtimers may know about and which we won't go into detail about here. There have been stories about the use of antenna knots, amplifier knots, and other interesting applications and configurations such as antenna wax, lightning grease, RF lube, and LOU Bob's favorite....wire fire. HAM radio is a never-ending source of enjoyment and fascination for any who would do a little exploring.

Having no other takers for inclusion in Loose Gravel, I leave you with a few observations from Coyoteville....

I still do not have the antenna bracket and mounting studs completed for my 'screwdriver dipole'...hopefully when my machinist returns from China he will endeavour to finish that project before the Autumn Freeze starts.

Soon to hit the air is a 6-meter dipole, and probably it will be mostly a perch for the finches as they peruse their feeders below. I experimented last evening with my friend Larry, KD7UXA, from Lafayette Hwy area, and found that while I could not copy him, he was hearing me enough to copy me on my screwdriver with vertical orientation.

No word on when my 2-meter amplifier repair will be completed...the parts are all there awaiting the technician's installation. That's the way it goes in HAM radio...sometimes we wait, and wait, and wait. That is the radio room component which is my 'ears' for 2-meter SSB.

Speaking of that band...Bob, K7QXG, will be gone to the Brookings area fish-hosting for a while, and it behoves us to get on the air on Thursday evenings at 1845 hours to keep

the Polk County Simplex Net alive in his absence! The Net occurs on 146.50. Simplex is not only a fun thing to do, but it is also the cornerstone of HAM radio on all of its bands and modes. We need to remember where we came from, and the fact that if we don't use we lose it. The very nature of the 2M band has been a source of irritation to many users, but they need to remember that repeaters are a relatively new innovation in HAM radio, and that simplex FM, and AM!, was here first and what we will fall back on when the Grid fails....and it will, and will take most of the repeaters and cell towers down with it!

Now for the kicker...how many of you are really ready for a long grid-power outage? If you had to go without the magic of the wall switch and mains, and the closeness of your cellphone for a couple of days, a week, or a month...could you? Think about this seriously for a moment...our entire infrastructure depends upon two things: electricity and petrochemicals. We take for granted our privilege of utility and transportation and for the most part consider it a 'right'! Our only 'right' is that of taking responsibility for our own actions and to be prepared for events which are beyond our control, and to be certain we are ready to keep ourselves and our families safe and secure, and see to it then that our neighborhoods are relatively the same.

How're your ready boxes and kits coming along? Do you have all those necessary items inventoried and up to snuff? If you don't you should! Fore-warned is fore-armed, and hindsight will do you no good when you need that one certain item.

With that, I bid you a good evening, a good month ahead, good DX-ing, and I hope to see ALL of you at the meeting tomorrow evening!

Very best regards...

Coyote~AB7X

First licensed Feb. 1998

President, ROADS ARC

VE, Polk County

OES-ORS, ARRL

Master Gardener, 2001

BS in Science, OSU, 1975

541-754-1136

CN84jo